
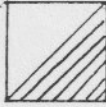
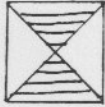


Triangles Can Be Tricky

Triangles can be tricky because of bias seams. Here are some tips and guidelines to help you master triangles.

1. Do your best not to distort or stretch the fabric while you sew.
2. Let the machine guide the fabric for you.
3. Pat the fabric into place.
4. Cut your patches slightly oversized so that sewn units may be trimmed to size.

The following chart is useful when determining what size square to cut for each square or triangular patch.

			
Finished size of Square Unit	Add 1/2	Add 1	Add 1 1/2
2	2 1/2	3	3 1/2
2 1/2	3	3 1/2	4
3	3 1/2	4	4 1/2
3 1/2	4	4 1/2	5
4	4 1/2	5	5 1/2
Makes	One Square Unit	Two Square Units	Two Square Units or 4 bisected triangle units